



Countstar
Easy Cell Analysis

Countstar
Easy Cell Analysis

Shanghai Ruiyu Biotech CO.,Ltd.

Tel: +86-021-52969887

Fax: +86-021-52261001

Email: marketing@countstar.cn

Web: www.countstar.cn

Address: 6000 Shenzhuan Road, Building C2, Room, Songjiang District, Shanghai,

Change the Future through Innovation and Boost the Technological Progress



Easy Cell Analysis

Company Profile



Established in 2009 by Alit International Trade Co., Ltd., Shanghai Ruiyu Biotech Co., Ltd. is a hightech company committed to the development of modern cell analysis technology and the manufacture of relevant instruments.


Our mission is to “Change the future through innovation and boost the technological progress”. We attach great importance to the R&D of new products and product quality, and consider innovation as the driving force for company growth, and quality as life. In just a few years after establishment, Ruiyu Biotech has obtained several national invention patents and owns the patented core technology of the products.



We have developed and launched a series of products including:

- Countstar IC1000 Automated Cell Counter
- Countstar Medical Automated Cell Counter
- Countstar Algae Automated Cell Counter
- Countstar Easy Automated Cell Counter,
- Automatic Fluorescence Cell Analyzer

Featuring ease of use, efficiency, accuracy and reliability, these products have been widely used in major research and medical institutions in various fields including biopharmaceuticals, beer and beverages.



Product Features

★ Wide Range Compatibility

Countstar is applicable to cells with diameter between 2-180um, like blood cell, mammalian cell, insect cell, algae and some planktons.

★ Easy and Convenient

- Within 20 seconds through three steps with one button.



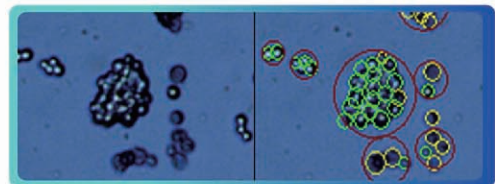
★ Imaging Technology

5-megapixel color imaging and a wide sample collection range ensures clear and accurate visualization



★ Aggregated Cell Analysis

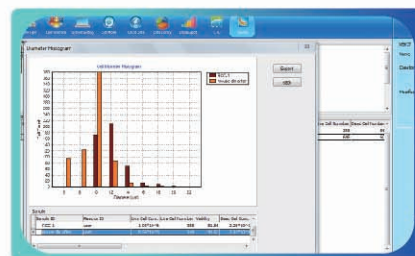
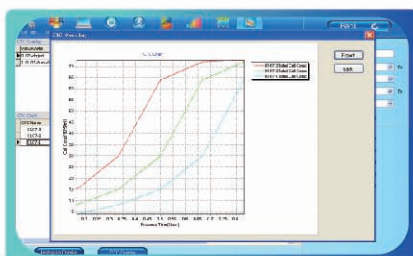
Countstar can count the aggregated cells one by one.



★ Strong and Sustainable Management

The database supports the sustainable management of test data. The multi-user access controls can ensure the quality control and data security of industrial users to the maximum extent.

All the data are saved automatically and can be output in JPEG, EXCEL, PDF. In addition, the Countstar software system also provides cultivation time chart (CTC), overlay analysis and other statistical and analytical functions.



★ Cost-efficient Consumables

The one-piece Five-slot design minimizes the wasting of resources and cuts down your test costs.



★ Standard Beads /3Q Certificate Service

To keep the countstar accurate and stability, Countstar can provide three standard beads: Countstar density standard beads, Countstar diameter standard beads, countstar viability standard beads.

To meet the requirement of GMP, GLP or FDA, countstar can provide IQ, OQ and PQ certificate service.

Product	NO.	Package
density standard beads	19-002	1ml
viability standard beads	19-005	1ml
diameter standard beads	19-003	1ml

Accuracy and Reliability Guaranteed by Multiple Technologies

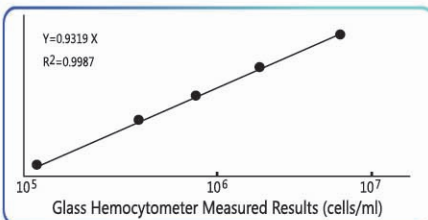


Fig. 1: Seen from the result, no statistical difference is shown between Countstar and hemocytometer (Y = 0.9319x; R2= 0.9987)

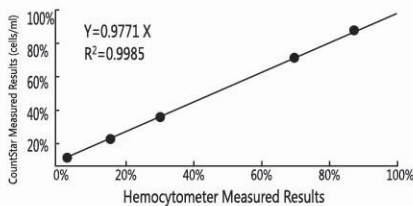


Fig. 2: Seen from the result, no statistical difference is shown between Countstar and hemocytometer (Y = 0.9771x; R2= 0.9985)

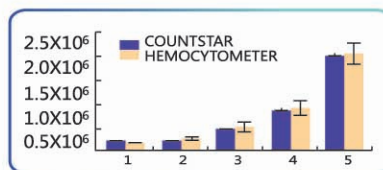


Fig. 3: CHO concentration as an example, no statistical difference is shown between Countstar and hemocytometer and the results of Countstar are more stable.

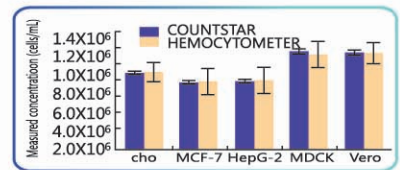


Fig. 5: The concentration of CHO, MCF-7, HepG2, MDCK and Vero as an example, no statistical difference is shown between Countstar and hemocytometer and the results of Countstar are more stable.

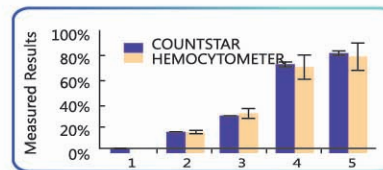


Fig. 4: CHO viability as an example, no statistical difference is shown between Countstar and hemocytometer and the results of Countstar are more stable.



Countstar IC1000 Automated Cell Counter

Product Introduction


Countstar Automated Cell Counter is a cell counting and analyzing instrument developed on the basis of classic trypan blue staining. Integrating advanced optical imaging technology and intelligent image recognition technology.

Countstar IC1000 not only provides the cell concentration and viability, but also provides the average diameter and average circularity, and showing the diameter range and aggregation of cells in histograms etc..

Countstar is applicable to cells with diameter between 5-180µm and the density between 1×10^4 - 3×10^7 /ml, like blood cell, mammalian cell, insect cell, algae and some planktons.

Standard Beads /3Q Certificate Service
To keep the result accurate and stability, Countstar can provide three standard beads: Countstar density standard beads, Countstar diameter standard beads, countstar viability standard beads.

To meet the requirement of GMP, GLP or FDA, countstar can provide IQ, OQ and PQ certificate service.

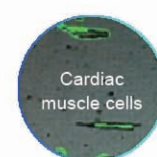



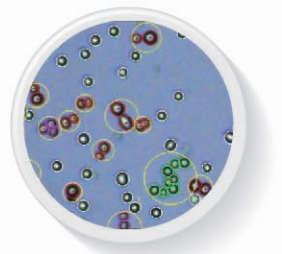




Parameters

Test Item	Concentration, Viability, Diameter, aggregation etc.
Sample Density	1×10^4 - 3×10^7 /ml
Sample Diameter	5-180µm
Sample Volume	20µl
Test Time	<20s
Output	JPEG/PDF/EXCEL

Product Features

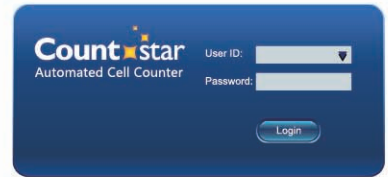
- ★ **Multi Fields Sample Collection**
Automatically calculate the average results, Reduce the error of cell distribution.
- ★ **Wide Sample Collection Range**
The max collection amount of one field can be 20,000.
- ★ **5-megapixel Color Imaging**
Ensures clear and accurate visualization.
- ★ **Aggregated Cell Analysis**
Countstar can count the aggregated cells one by one.
- ★ **Result Visible**
Switch freely between original image and recognizes image to make sure the result.
- ★ **Stability**
CV in measurements of different counters is < 5%.
- ★ **Accuracy**
CV in measurements of a single counter is < 5%.
- ★ **Sample Volume: 20µL, Test time: <20s.**
- ★ **Cost-efficient Consumables**
The one-piece Five-slot design minimizes the wasting of resources and cuts down your test costs.



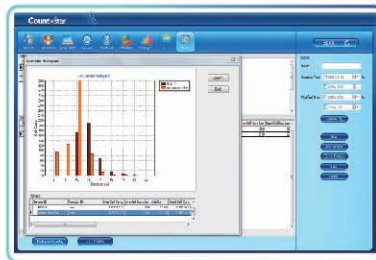
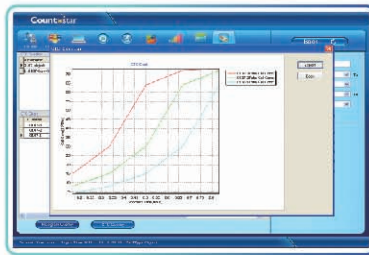
Outstanding Control Center

Countstar software system meeting the requirement of FDA 21CFR Part11 with strong data analysis and management.

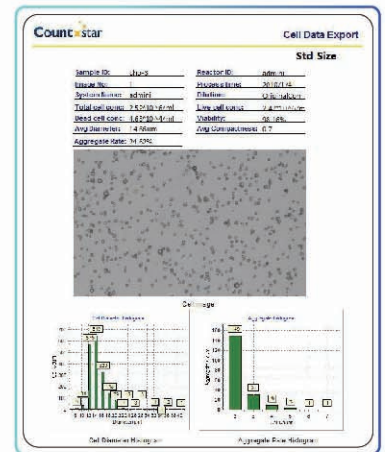
- ★ Intelligence search, Coded lock, Multi-user management and sustainable date management etc., kinds of ways to maximum keep the cell quality and data safety.



- ★ **Useful Data analysis**
Countstar software system provides cultivation time chart (CTC), overlay analysis and other statistical and analytical functions.



- ★ **Diversity of Data Formats**
PDF, EXCEL, JPEG;



- ★ **Sustainable Date Management**
User, Time, Parameter, Result,.....

Sample ID	React...	Cell Type	Live Cell Conc.	Total Cell...	Viability	Dead Cel...	Total...	Live ...	Dea...	Avg...	Avg...	Ag...	Dilution	Process Time
cho-4	admini	Std_Size	8.16*10 ⁵	1.15*10 ⁶	71.06	3.32*10 ⁵	843	599	244	14.79	0.7	20.64	OriginalC	2010-01-04 11:39:58
cho-3	admini	Std_Size	1.68*10 ⁶	2.52*10 ⁶	66.94	8.32*10 ⁵	1848	1237	611	14.66	0.7	24.62	OriginalC	2010-01-04 11:32:20
cho-2	admini	Std_Size	3.95*10 ⁵	5.56*10 ⁵	71.08	1.61*10 ⁵	408	290	118	14.58	0.71	9.07	OriginalC	2010-01-04 11:32:08
cho-1	admini	Std_Size	8.16*10 ⁵	1.15*10 ⁶	71.06	3.32*10 ⁵	843	599	244	14.79	0.7	20.64	OriginalC	2010-01-04 11:31:54
vero-3	admini	Std_Size	1.63*10 ⁶	2.69*10 ⁶	60.47	1.07*10 ⁶	1978	1196	782	14.37	0.72	45.2	OriginalC	2009-12-16 11:30:57
vero-2	admini	Std_Size	7.01*10 ⁵	1.24*10 ⁶	56.66	5.37*10 ⁵	909	515	394	14.54	0.72	45.32	OriginalC	2009-12-16 11:30:40
vero	admini	Std_Size	2.86*10 ⁵	4.51*10 ⁵	63.44	1.65*10 ⁵	331	210	121	14.72	0.72	34.74	OriginalC	2009-12-16 11:29:50
chr	admini	Std_Size	4.19*10 ⁵	1.19*10 ⁶	35.36	7.67*10 ⁵	871	308	563	13.98	0.83	21.81	OriginalC	2009-11-10 11:27:15
chq	admini	Std_Size	6.24*10 ⁵	1.17*10 ⁶	53.44	5.43*10 ⁵	857	458	399	13.81	0.79	21.94	OriginalC	2009-11-10 11:26:50
chp	admini	Std_Size	2.51*10 ⁵	7.06*10 ⁵	35.52	4.55*10 ⁵	518	184	334	13.18	0.79	8.69	OriginalC	2009-11-10 11:26:12
cho	admini	Std_Size	2.36*10 ⁵	7.6*10 ⁵	31	5.24*10 ⁵	558	173	385	13.09	0.79	8.96	OriginalC	2009-11-10 11:25:39

Countstar Easy Automated Cell Counter

Product Introduction

Countstar Easy is a cell counting and analyzing instrument developed on the basis of classic trypan blue staining. Integrating advanced optical imaging technology and intelligent image recognition technology.

Countstar Easy is applicable to cells with diameter between 5-180 μ m and the density between 1×10^4 - 3×10^7 /ml.

Accuracy

CV in measurements of a single counter is < 5%.

Calculator:

Easy calculating sample concentrations

Sample Volume: 20 μ L, Test time: <20s.

Cost-efficient Consumables

The one-piece Five-slot design minimizes the wasting of resources and cuts down your test

Total Cell Conc.	4.25*10 ⁵ /ml
Live Cell Conc.	4.05*10 ⁵ /ml
Dead Cell Conc.	2.03*10 ⁴ /ml
Viability	95.24%
Avg. Diameter	18.04 μ m
Avg. Compact	0.76
Aggregate	69.64%

Calculator	
Sample Concentration	1571748 cell/ml
Target Concentration	500000 cell/ml
Target Volume	12 ml
Put	3.82 ml sample into 8.18 ml diluent
关闭	



Parameters

Test Item	Concentration, Viability, Diameter, aggregation etc.
Sample Density	1×10^4 - 3×10^7 /ml
Sample Diameter	5-180 μ m
Sample Volume	20 μ L
Test Time	<20s
Output	JPEG/PDF/EXCEL

Countstar Medical Automated Counter

— Professional counter in the field of cell therapy

Product Introduction

In order to meeting the requirement of cell therapy institutes, RuiYu developed the Countstar Automated Medical Counter.



It is applicable to cells with diameters ranging from 2-180 μ m, and realizes an accurate and reliable counting of cells commonly seen in clinical treatment such as lymphocytes, dendritic cells and other stem cells. Providing a series of solution from cell counter, cell analysis, data storage and manage to data output.



Parameters

Test Item	Concentration, Viability, Diameter, aggregation etc
Sample Density	5×10^4 - 5×10^7 /ml
Sample Diameter	2-180 μ m
Sample Volume	20 μ L
Test Time	<20s
Output	JPEG/PDF/EXCEL/CT/CSD

Product Features

Keeping the features of Countstar IC1000, Counstar Medical provides the new characters to meet the requirement of cell therapy

- ★ 1. Test reports meeting medical requirements and can be output in one of many formats with institute name and LOGO ;
- ★ 2. **More Wide Test Range:**
Cell diameter: 2-180 μ m ;
- ★ 3. Central data management and multi-level permission settings are realized ;
- ★ 4. Central monitoring and management of measured data nationwide is possible with one equipment code specific to each measurement ;
- ★ 5. **EPC-based Information System**, storing the operation records all the time ;
- ★ 6. The database supports sustainable management, and data can be traced through the sample No., operator and cell parameters;
- ★ 7. Strong data analysis : cultivation time chart (CTC), overlay analysis and other statistical and analytical functions.



Stability:
CV in measurements of different Countstars is < 5%



Accuracy:
CV in measurements of a single Countstar is < 5%



Provide verification and relevant certification documents



Unique fixed-focus design to reduce artificial and subjective error



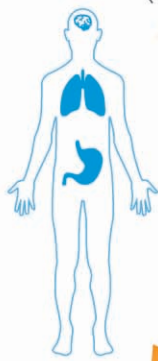
Data management system meeting FDA and GMP requirements



Establish a nationwide unified cell quality control system meeting the requirements of FDA and GMP

Excellent Performance

Data management system meeting FDA and GMP requirements



Effect Evaluation

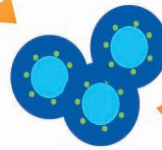


Harvest cells

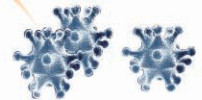


Induced with cytokine

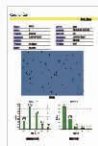
Unify cell QC standard and guarantee Intraassay & Interassay CV <5%.



Co-culture



Establish a nationwide unified cell quality control system meeting the requirements of FDA and GMP



Cell quality report

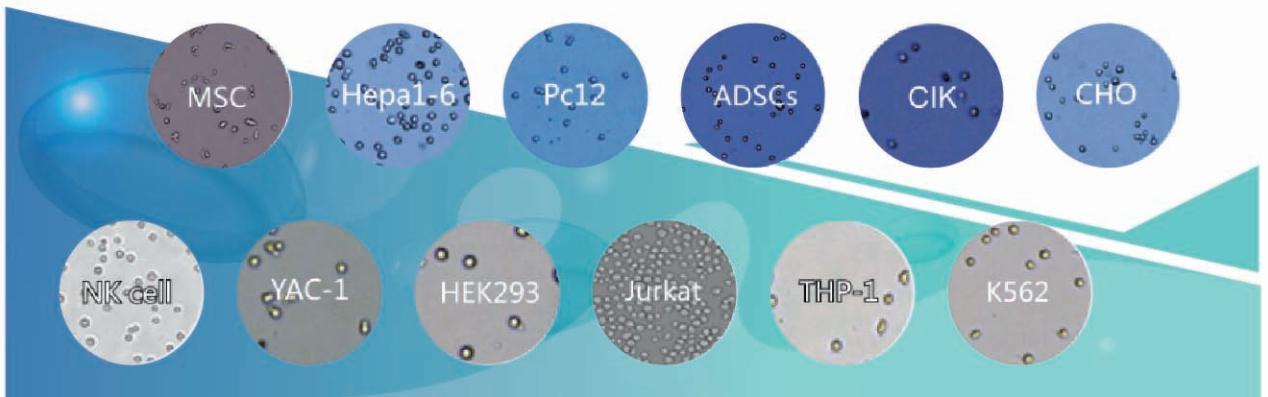
Reports meeting medical requirements

Transfusion



QA/QC

Strong data analysis: cultivation time chart (CTC), overlay analysis and other statistical and analytical functions.



Countstar Algae Automated Counter

Product Introduction

Integrating advanced optical imaging technology and intelligent image recognition technology, Countstar Algae is a professional automated counter.

★ For both pure cultures of unicellular algae and mixed cultures of multi-algae samples, Countstar automated Algae counter can provide accurate results with high repeatability and save your valuable time and energy.

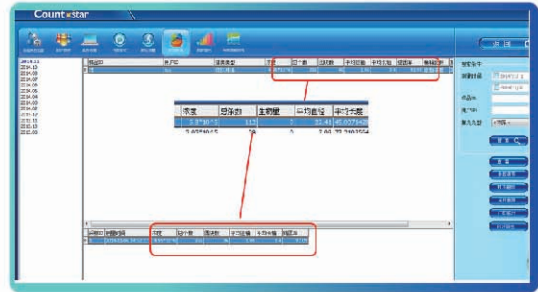
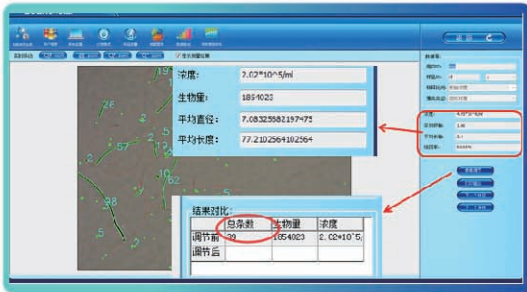
★ **Allow the Creation of Customized Biomass**
Countstar automated Algae counter allows the creation of customized biomass for the algae analysis.

Parameters

Test Item	Concentration, Axial length, aggregation etc.
Sample Density	$5 \times 10^4 - 5 \times 10^7/\text{ml}$
Sample Diameter	2-180 μm
Sample Volume	20 μl
Test Time	< 20s
Output	JPEG/PDF/EXCEL



Customized Biomass



Comprehensive Algae Information

- ★ Countstar automated Algae can count and analyze algae of different shapes.

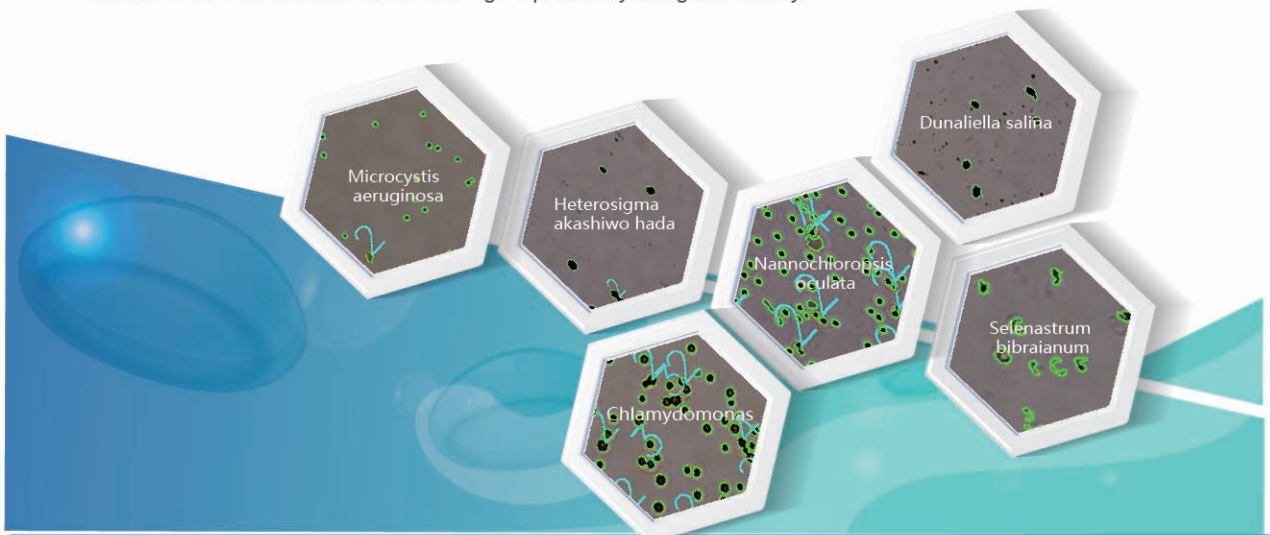
In addition to, Countstar Algae can automatically calculate the concentration, major axis length and minor axis length of algae and generate the algae growth curve.

Wide Range Compatibility

- ★ Applicable to different shapes (i.e., spherical, elliptic, tubular, filamentous and cateniform) of unicellular and multi-cellular algae with axis length ranging from 2um to 180um.

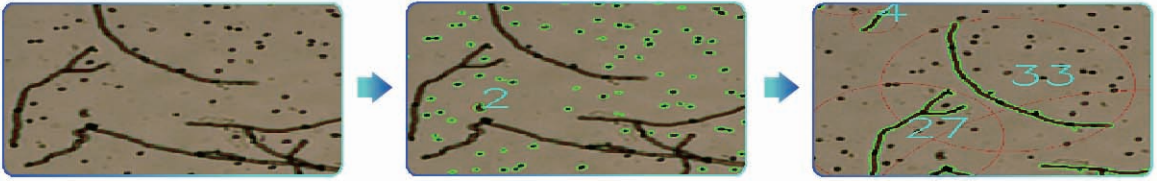
Accurate and Clear Results

- ★ With 5-megapixel imaging and intelligent image recognition and calibration, Countstar automated Algae counter gives clear and accurate measurement results with high repeatability and good stability.



Convenient Screening

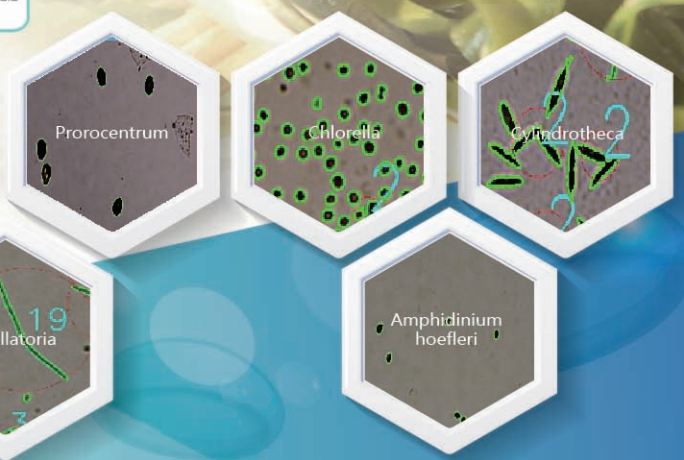
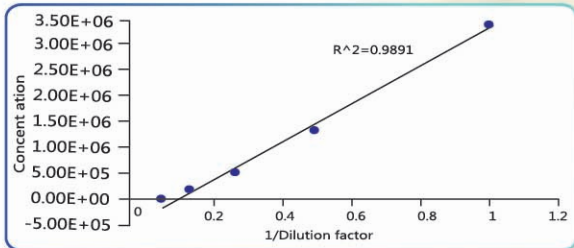
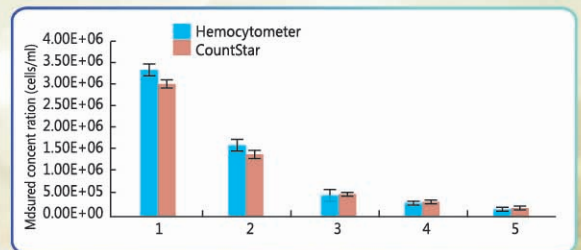
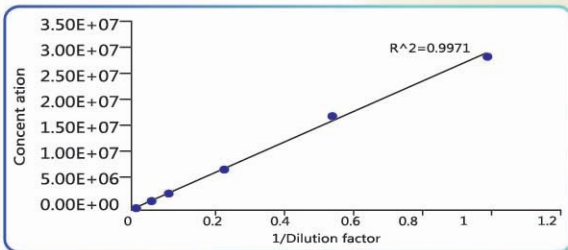
Countstar automated Algae counter can screen target algae from complex samples for classification and counting by sizes or



Accurate and Clear Results

Compared with the traditional hemocytometer, the result acquired by Countstar Algae shows a better linearity and a wider concentration range, and is thus more accurate.

Standard deviation shows Countstar Algae can accurately count selenastrum bibrainum cells; the error bar shows the average standard deviation.



Your local distributor:



THE INNOVATOR FOR SCIENCE

WWW.ISOGEN-LIFESCIENCE.COM

Benelux

Isogen Life Science B.V.
Veldzigt 2a
3454 PW De Meern
The Netherlands
tel. +31 30 688 0771

Spain and Portugal

Isogen Life Science B.V.
Veldzigt 2a
3454 PW De Meern
The Netherlands
tel. +34 936 365 178

For service questions, please contact
service@isogen-lifescience.com

For all other questions, please contact
support@isogen-lifescience.com